


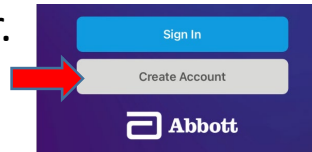
BinaxNOW COVID-19 Self-Test Instructions

★ **Please read first** - Do not open your test kit until instructed by the proctor. You will need a mobile device with access to the Apple or Google App store and a laptop/computer (not a tablet) with a webcam and microphone. Plan for the test process to take about 20 minutes. Test kits should be stored at room temperature until use. Test kits stored at temperatures outside of 35.6-86 degrees Fahrenheit should be discarded and considered invalid.





1. Download the NAVICA App  on your mobile device from the Apple or Google store.

2. Open the NAVICA App and create an account. Make sure to document your username and password because you will need it later.



3. Once you have successfully created your NAVICA account you **no longer need your mobile device** for the next part of the process. **Do not** attempt to start your home test from the NAVICA App.

4. From a laptop or computer with a web camera and microphone open a web browser and go to: <https://ohio.emed.com/>. Click Start Testing  and login with your NAVICA username and password you just created. You will be asked some basic screening questions and then connected to an online proctor to start your test. (**Do not open your test kit until instructed by the proctor**)

5. Once you have successfully completed your proctored test your result will be available  in the NAVICA App on your mobile device.

At-Home Testing

In collaboration with eMed™ (Abbott offers a 15-minute guided COVID-19 Home Test via video call with a trained telehealth professional (proctor).



Do not attempt to start your home test from the NAVICA App. Ignore this screen and proceed to step 4.

