



OneClickDigital Android

What do I need to get started?

- 1) Android with Internet Access
- 2) Valid Library Card
- 3) Email Address



Creating an account

- 1) Go to www.akronlibrary.org
- 2) Tap on the OneClickDigital Link
- 3) Tap on **Click here to create a OneClickDigital** account.
- 4) Tap **Create a New Account** in the upper right hand corner.
- 5) Under Audio Device Type, choose **Other Device**.
- 6) Enter your personal information then choose a user name and password.
- 7) Tap the **Create an Account** button.


Downloading OneClickDigital Media App

- 1) Go to **Google Play Store** on your Android
- 2) Search for **OneClickDigital**
- 3) Tap **Install** then **Open** when done
- 4) The App should download. Select "USA", Ohio and type the word "Akron" for our library and select "Akron-Summit County Public Library".
- 5) Log into **OneClickDigital** account by using the username and password you created above.

How to download a book to your Android.

- 1) Click on **Search** at the bottom.
- 2) You will be at the **OneClickDigital** site via the Akron-Summit County Library.
- 3) You can do keyword search in the **Search** box or Tap on **Book Jacket** Picture if you find a desired title to listen to.
- 4) Tap on **Checkout for** to choose the amount of days you want to check out for.
- 5) Tap on to change loan days (1-14) if desired.
- 6) Tap on **Checkout Now**. (If you change your mind you can return the title immediately.)
- 7) To listen to, tap on **My Titles** on top left.
- 8) Tap on  **Download button** Or  **Play button** to listen

How to Renew or Return Titles

- 1) Tap on  **button** to see what you can do with a particular title.
- 2) Tap on **Renew** on the bottom left to renew (if your title is close to an expiration date) OR **Return** to return the title, then **OK** to return.